

English

1. You are going to write a letter to your new class teacher, letting them know all about you. Create a list of things you would like your teacher to know about you. e.g your likes/dislikes, your favourite subject, your friends.

2. Write your letter to your teacher, following the same steps as last week;


1. Write your address in the top right hand corner of your letter.
2. Write the date underneath your address.
3. Write the name of the person who the letter is for below the date on the left hand side. You can use 'Dear' or a more informal greeting, such as 'Hello', or 'Hi'.
4. Tell the person why you are writing to them.
5. Add any extra information you would like to tell them.
6. Finish off your letter using an appropriate ending e.g. 'Love from' or 'See you soon', followed by your name.


3. Edit and improve your letter, check for capital letters, full stops and check your spelling, especially common exception words.

Maths

1. This week, we are going to be thinking about time. Have a look at the clocks below. What times do they show? Think carefully about where the minute hand is for o'clock and half past. Also remember, that when the clock shows half past, the hour hand is halfway between 2 numbers.

Write the time shown on each clock.





2. Create a book about what you do at different times of the day. Make sure you put the events in the correct order and make sure you draw the hour hand and minute hand in the correct place.

3. Create your own time snap cards. Make one set of cards with the time written in words and the other set with the time written on clocks. Play a snap game with a member of your family.

Science

1. Draw a picture of yourself, then label as many parts of your body as you can!
*Remember to use a ruler to draw the lines for labelling. *Look at the example below if you need help!
2. Earlier this year, we learnt that **objects** around us are made of 1 or more **materials**, and that these materials have many different **properties**. Go on a scavenger hunt around your house, and look for 1 object made of each of the following materials: glass, wood, metal, fabric, cardboard. Then, describe to an adult what properties they have. *Use the word box below if you need help remembering different properties!

Opaque	Transparent	Dull	Shiny
Hard	Soft	Rough	Smooth
Bendy	Not bendy	Absorbent	Not Absorbent
Waterproof	Not waterproof		

3. Fill in the table below, making a list of 3 more objects around your house, drawing a picture of it, explaining what materials it is made of, and what properties it has.

Topic

Arthur Spencer Roberts was born January 1920 and died 1997.



1. Arthur Spencer Roberts was a famous artist who painted animals and wildlife. Explain to an adult what your favourite wildlife animal is and why.
2. Find activity 2 and look at each photo of the painted animals.
 - Name each animal
 - What can you see in the painting?
 - What has the artist (Arthur Spencer Roberts) used to paint the animals?
 - Which painting is your favourite and why?
3. It's your turn to draw!! Using the style of Arthur Spencer Roberts, choose a photograph of an animal and draw it!

Topic Activity 2




Topic Activity 3



Science Activity 1- Draw and label a picture of yourself.

Parts of the Body Labelling Activity



Science Activity 3- Make a list of objects, draw, list materials, describe properties.

Object	Picture	Materials it is Made of	Properties of the Object
Duck		<ul style="list-style-type: none"> Rubber 	<ul style="list-style-type: none"> Opaque Smooth Squishy
Pencil		<ul style="list-style-type: none"> Rubber (the eraser) Plastic (the tube) Rock/Mineral (the graphite inside) 	<ul style="list-style-type: none"> Shiny Opaque Smooth Stiff